



The DIGITAL DIGEST

OCT. 2022 Vol. #5 HCS DIGITAL TEACHING & LEARNING



Hello October

- One of the best things you
- Can do for yourself is
- Taking time to learn and grow.
- Once you give yourself patience, you
- Become your best friend. And the
- Empathy, self-kindness and
- Resilience are what you need to grow

CONTACT US

311 N. Bethel Road
 910.904.0026
 8:00AM -4:30PM

CLICK HERE to
 access our
 Youtube Channel
 for Virtual PD,
 tutorials, & more



|| The end of the
Summer is NOT
 the end of the world.
 Here's to *October*.."



A.A. MILNE

Presented by Hoke County Schools
 department of Digital Teaching &
 Learning.

For assistance with any digital teaching
 and learning needs, please contact
 dtif@hcs.k12.nc.us



THE SEESAW SCOOP



Bump Up Your Whole-Group Instruction Time

Did you know that you can create interactive activities for students to do in Seesaw DURING your whole-group instruction to keep the whole class engaged? For example, if you are talking about vocabulary words, you could create an assignment for students that has each vocabulary word on its own slide. After you discuss each word as a class, have students write and/or draw what the word means. Or as you ask comprehension questions about your read aloud text, have each question on its own slide. Have students write and/or record themselves answering the question. This gives every child the opportunity to respond. You could make it fun by having students ‘whisper the answer to their iPad’.

5 Things You Should Try in Seesaw




- QR Code Feature
- Bulk Archive Activities
- Activity View
- Student Groups
- NEW Shortcut Buttons

For step-by-step directions for each of these features, [click here.](#)


Use Seesaw to build your classroom community with [these](#) 3 quick routines.

3 Quick Routines That Build Classroom Community



THE FUNNIES

Here, have a TECH joke!



Up and Coming!

Come learn about digital stations using Canvas with Shanna Roberts in the Digital Learning Center (DLC). Learn how you can utilize online learning and digital content during your station time. We hope to see you there!

Hoke County Schools Digital Teaching & Learning presents

~~TECH Tuesday~~

but on a Thursday

"STATIONS IN CANVAS"

Thursday, November 10th at 4:00-4:45

THE CANVAS CHRONICLE

ALL THINGS CANVAS: Updates. Tips & Tricks

As the quarter ends and grades are due the email feature within the gradebook is a great place to start. It is a great way to nudge those students who have missed assignments. You can easily contact students in Canvas who have missed a specific assignment using the Message Students Who function. Click [HERE](#) to learn more about this feature.

As the year continues staying organized gets a little difficult. Use a system to name pages and assignments in Having a naming system or protocol, streamlines your titles to search in the gradebook and modules for you and your students. Make sure that you use a system that works for you and is easy to understand for your students. When you are consistent with your system, students will become familiar with your systems and will be able to navigate with less assistance.

Student Name	Articles of Confedera... Out of 10	Bill of R O
Emily Boone History 101 and History 101 MWF		
Max Johnson History 101 T-Th		
Bruce Jones History 101		
Joe Rogers History 101		
Nora Sanderson History 101 T-Th		
Jane Smith History 101 MWF		

Sort by >

SpeedGrader

Message Students Who

Curve Grades


Set Default Grade

All grades posted

Hide grades

Enter Grades as >

Grade Posting Policy



I SPY

Something
good!

Don Steed Elementary & East Hoke Middle

EAST HOKE MIDDLE SCHOOL

[Click Here to view](#)



I SPY A FUN TWIST WITH GOOGLE EARTH AND SOCIAL STUDIES AT EHMS

Mrs. Phinney-Gydosh partnered with **Sra. Laverde** and her dual immersion class to have students use Google Earth to label countries in the Middle East and make note of the topography as they decide which location they would have explored and developed first.

DON STEED ELEMENTARY SCHOOL

[Click Here to view](#)



Friday, October 28 –
End of Quarter 1
November 1-10 –
Quarter 1 Check-
Ins/Benchmarks

#PLCsquadgoals

#Sharing Is Caring

Don Steed 5th grade PLC decided to get together to set up their Canvas Homepage and navigation buttons but they didn't stop there... they also invited other teachers on campus and other 5th grade teachers in the district to join!

#Encouragement Is Everything

I SPY **Mrs. Pegues** encouraging everyone to go back and share what they learned because that's how we become leaders and continue to grow together!